




ORTHODOX SYRIAN SUNDAY SCHOOL ASSOCIATION OF THE EAST



**OUTSIDE KERALA REGION
PREPARATORY CLASSES**

**THE ORTHODOX SYRIAN SUNDAY SCHOOL
ASSOCIATION OF THE EAST**

**WORK BOOK
FOR
PREPARATORY CLASSES**



For
**STUDENTS OF
OUTSIDE KERALA DIOCESES**

Published by
**OSSAE Devalokam P.O.
Kottayam-38**

An OSSAE Publication
For Outside Kerala Diocese
(Work Book for Preparatory Classes)

First Published : January 2004

Second Edition : July 2008

Third Edition : December 2011

Copies : **2000**

Price : ₹ 40/-

Printed at : Alois Graphics
Kottayam-1

A WORD OF THANKS!

We are indeed grateful to all who have laboured in the field of Sunday School, especially to those Outside of Kerala. We did not have text books in English written from the background of Outside Kerala Regions and yet the priests and many lay leaders took pain to teach from the available books.

It was a long-felt need to make English text books written from the social and religious set-up of the Outside Kerala Region. The Sunday School Association took the initiative to have a consultation to discuss about the schemes to produce new text books. The St. Thomas Orthodox Seminary of Nagpur gave whole - hearted support and the Principal Rev. Dr. Reji Mathew was appointed as the Director for the Out side Kerala Region. Fr. P.K. Thomas and a team of teachers worked hard for bringing out this text book. Our thanks are due to everyone who has co-operated in this endeavour.

O.S.S.A.E. Office,
Devalokam, Kottayam - 38.

Fr. Dr. O. Thomas
Director General

FORWORD

The new curriculum for the Sunday School children of the Outside Kerala Dioceses is a real blessing. The parents and teachers of the four metro-dioceses of Madras, Bombay, Delhi and Calcutta are eagerly waiting for the new text books.

The present book is a work book for the children of the preparatory classes. The teachers are asked to give the children more time for painting and other activities. Through sixteen lessons the students will be learning some important values of their life. The life at home, in the world and in the church are taken for granted. The teachers can narrate interesting stories, but are asked to give more time for the children to talk and work. Each lesson will have five sample questions about the picture. The children are not expected to learn anything by heart or to do have works. Whatever they do in the classroom is enough at this age.

I thank the executive committee of the OSSAE in general and **Fr. T.J. Joshua** in particular for all the support, which will get for the new syllabus.

Nagpur
01-12-2011

Fr. Dr. K. Geevarghese
Director
Outside Kerala Region

CONTENTS

God	8
The World	10
Greet God	12
Christmas	14
Virgin Mary	16
Jesus Your Friend	18
Heaven, Hell	20
Church	22
Holy Bible	24
Holy Qurbana	26
Family	28
Prayer	30
Light	32
St.Gregorios	34
Angel	36
You	38


GOD

I Ask the children to colour the picture

II Ask the following questions:

- a) Do you pray to God?
- b) Do your parents pray?
- c) Do you come to the Church on Sundays?
- d) How do you pray at home?
- e) Do you pray for others?

The children should understand the value of prayer in their life. The teacher can narrate the story of Samuel.



THE WORLD

I Ask the children to colour the picture


II Ask the following questions:

- a) What are the things of the picture?
- b) Do you have a dog/cat at home?
- c) Name the animals/birds you have at home?
- d) Name the plants that you grow at home.?
- e) Give names to the animals of the picture.

The children should get an awareness of the world in which they live. They also should learn to love the people, animals and the nature. The teacher can narrate the story of the ravens who fed Elijah.

CREAT GOD

I Ask the children to colour the picture
II Ask the following questions
a) How do you greet your friend of the
b) Can you show your hands as shown in the
picture



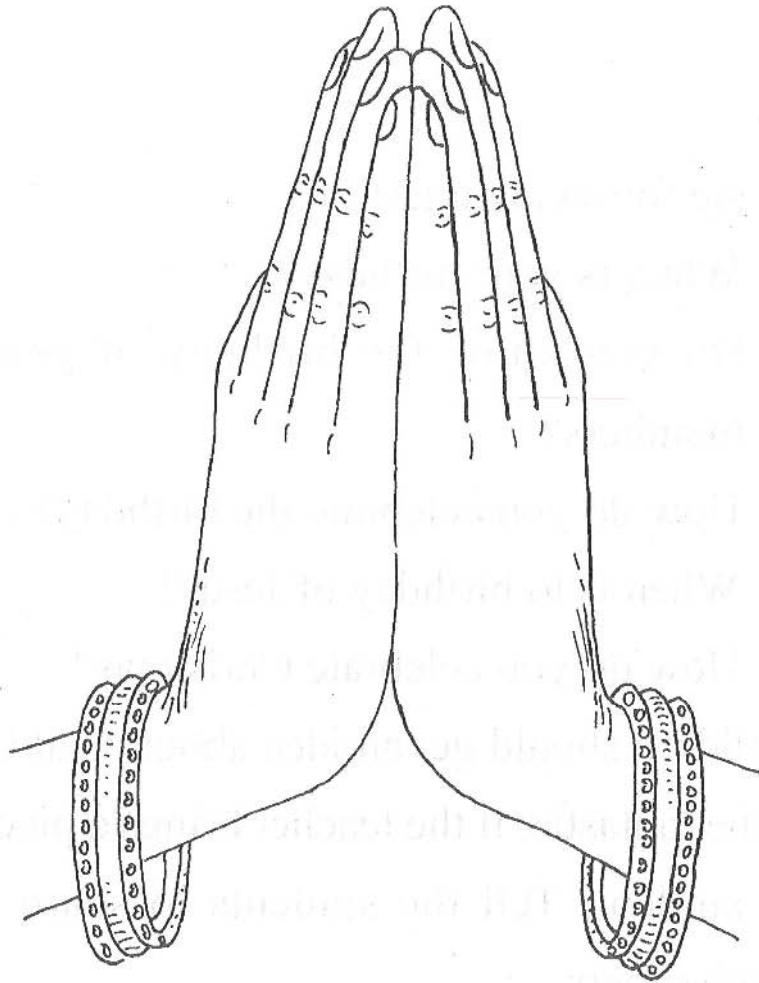
GREET GOD

I Ask the children to colour the picture

II Ask the following questions:

- a) How do you greet your friend or teacher?
- b) Can you hold your hands as shown in the picture.
- c) How do you greet God?
- d) How do you honour your parents?
- e) How do you honour your teacher?
- f) How do you honour God?

The children should get an idea about behaving in the church, at home and in the school. Ask them to fold the hands during the Holy Qurbana.




CHRISTMAS

II Ask the following questions

- a) When is your birthday?
- b) Do you know the birthday of your family members?
- c) How do you celebrate the birthday?
- d) When is to birthday of Jesus?
- e) How do you celebrate Christmas?

The children should get an idea about what Christmas is. It will be fantastic, if the teacher brings a piece of cake for each student. Tell the students to share their joy always with others.



VIRGIN MARY

I Ask the children to colour the picture

II Ask the following questions:

- a) What is the name of your mother?
- b) Do you love your mother?
- c) What are the things which your mother do to you?
- d) Who is the mother of Jesus?
- e) Do you pray for the intercessions of Mary?

The children should learn to love mary as the mother of Jesus. Giving a photo of Mary at the end of the class may be a good idea. Ask them to keep it for ever.



JESUS YOUR FRIEND


I Ask the children to colour the picture

II Ask the following questions:

- a) Who is sitting in the middle of the picture?
- b) Do you have friends?
- c) Name five of your friends
- d) Do you love your friends?
- e) Do you know that Jesus is your friend?

The children should learn to love Jesus. Narrate the story of a child whom Jesus took in his hands and what Jesus told that people about him.

Preparatory Classes



HEAVEN, HELL

I Ask the children to colour the picture

II Ask the following questions:

- a) Do you know what heaven is?
- b) Explain what your grandmother told you about hell?
- c) Who is the master of heaven?
- d) Who is the master of hell?
- e) What do you want to get? Heaven/Hell?

The children should learn to distinguish between the blessings and punishments of God. Tell them what they have to do to get life in heaven.




CHURCH

I Ask the children to colour the picture

II Ask the following questions:

- a) What do you see in the picture?
- b) Name the things you know from the picture?
- c) Give names to the children of the picture
- d) How do you enter in to a church?
- e) Do you use your shoes in the church?

The children should learn how to behave in the church. They are not to engage in talking or to behave inattentively. Explain the story of Moses and the burning bush. Also demonstrate them how to enter into the church and ask them to practice it.




HOLY BIBLE

I Ask the children to colour the picture

II Ask the following questions:

- a) Is there a Bible in our church?
- b) What is the name of the stand on which Bible is kept in the Sanctuary?
- c) Is there a Bible in your home?
- d) When will Bible be read at home?
- e) Do you like to read Bible?
- f) How do we respect the Bible?

The children should learn to love the Bible. Ask them to see that the Bible of their home is kept in an honourable place and respectable manner. Teach them to kiss the Bible.(They will learn to read it later) in the morning and evening during the family prayer.




HOLY QURBANA

I Ask the children to colour the picture

II Ask the following questions:

- a) Name the things in the picture
- b) What is the name of the place shows in the picture?
- c) How many candles are them on the altar?
- d) How many steps are there on the altar?
- e) Who would like to become a priest or a sister in a convent?

The children should learn to understand the holiness of the altar. The teacher can narrate the story of the altar built by Elijah on Mount Carmel.



FAMILY

I Ask the children to colour the picture

II Ask the following questions:

- a) Who are there in your family?
- b) What are the names of each person in your family?
- c) When do all the members meet together?
- d) Do you have grand parents? Where are they?
- e) Give names to the two children of the picture

The children should learn to love each member of their family. Try to find out whether each child of your class is happy at home. If not, try to help the child have a joyous family.



PRAYER

I Ask the children to colour the picture

II Ask the following questions:

- a) Do you pray at home?
- b) When do you pray? Evening/Morning?
- c) Do you pray before meals?
- d) Do you pray before going to bed?
- e) Do you pray before going to school?
- f) Show how do you sign the Cross

The children should learn to have a life of prayer. Teach the children a small sentence of prayer (eg. Lord keep me safe or I love you Lord Jesus), which they can use always. Give practice to sign the cross properly.




LIGHT

I Ask the children to colour the picture

II Ask the following questions:

- a) What is there in the picture?
- b) What is the difference between two kinds of lamps seen in the picture?
- c) Do you light lamps at home while praying?
- d) Do you light candles in the church?
- e) Where would you put the lamps so that everybody gets the life?

The children should learn the custom of using lamps at home and in the church during the prayers. Explain them why people take oil from the church lamp and make cross on their head.




ST. GREGORIOS

I Ask the children to colour the picture

II Ask the following questions:

- a) What are the things used by a bishop?
- b) Which bishop is seen in the picture?
- c) Explain what you know about St. Gregorios?
- d) Where is the tomb of St. Gregorios?
- e) When is the feast of Mar Gregorios?

The children should learn to pay respect to Parumala Thirumeni. Narrate the story of Parumala Thirumeni as a child. Tell the children that they also can become a saint, if they love God and love people.



St. Gregorios of Parumala

ANGEL

I Ask the children to colour the picture

II Ask the following questions:

- a) What do you see in the picture?
- b) Who is an angel?
- c) Name the angel who came to Virgin Mary?
- d) What do the angels do?

The children should learn to love angels. They also should learn to praise God always. Teach them names of some angels. They should be taught that the angels guard us night and day.



YOU

I Ask the children to colour the picture

II Ask the following questions:

- a) How do you explain about yourself?
- b) What are the good things you do?
- c) Do your parents get angry with you? When?
for What?
- d) What do you like to became in your life?
Say Why?

The children should learn to have a good appreciation of themselves. They should know that they are created by God and that they are very valuable for God. They should learn to have self respect. They should know the things they ought to do and the things they should avoid.

Remembering God's Care for Me



Stick your
photo here !

TEXT BOOK CUM WORK BOOK
PREPARATORY CLASSES

₹40/-